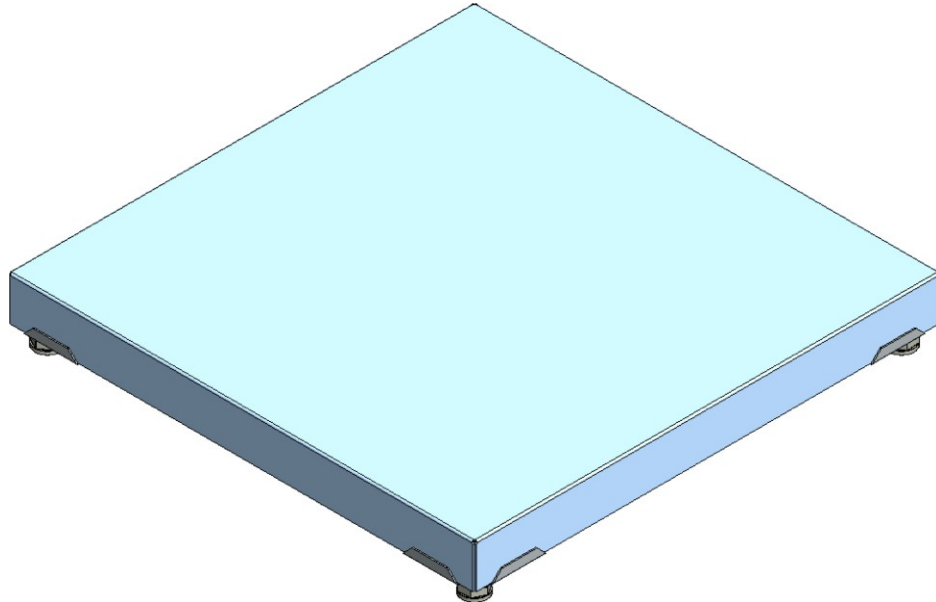




helo



HELO/ KASTOR PROTECTIVE PLATFORM INSTALLATION INSTRUCTIONS

The Helo protection platform is intended for the protection of floors with combustible materials, used to reduce the safety distance to heater products.

The platform is height-adjustable, can be used to protect combustible floors and is also suitable for waterproofed tiled floors. When using the protection platform alone, the lateral safety distances of the heater must be taken into account.

The packaging of the protective underlay includes:

1 piece Adjustable
feet 4 pieces

Technical data:

Suitable for Helo and Kastor stoves
Approval No. VTT-S-148210-13
Materiaalina teräs, joka on pinnoitettu alumiinisinkityksellä.
Packing in a cardboard box.

Installation of the protective base:

- attach the adjustable feet to the corners of the platform
- Attach the chassis to the intended heater mounting location.
- Adjust the platform horizontally.
- raise the heater to the centre of the platform

MOUNTING INSTRUCTIONS FOR THE GOLVSKYDDSPÅT HELO/KASTOR

The Helo golf protection lock is designed to protect combustible golf and to reduce the protection distance between the unit and the combustible material. The golf protection lock can be installed in a high wire. It can be used to protect a combustible golf and is also suitable for cocking golf with water insulation. Observe the unit's protection distance in sidled if you use only the golf protection lock.

The package with the golf safety lock contains:

Underlay 1 pc. Adjustable
benches 4 pcs.

Technical information:

Suitable for Helo and Kastor units Approval
No VTT-S-148210-13 Materialet är
aluminiumförzinkat stål. Packing is
cardboard.

Mounting of bullet-proof cover:

- Fasten the adjustable tabs of the bulletproof cover in the horn.
- Place the bulletproof cover in the place where the unit is to be mounted.
- Justera golvskyddskåten vågrätt.
- Lift the aggregate in the middle of the safety lock.

INSTALLATION INSTRUCTIONS FOR HELO/KASTOR PROTECTIVE BASE

Helo protective base is intended for the protection of flammable floors. Its function is to minimise the safety distance for sauna heaters. The protective base is height-adjustable and it can be used to protect flammable floors. It is also suitable for waterproof tile floor. When using only the protective base, the lateral safety distances need to be taken into consideration.

The protective base packaging includes:

1 base
4 adjustable legs

Specifications:

Suitable for Helo and Kastor heaters
Approval No. VTT-S-148210-13
The material is steel, aluminium-coated.
Packaged in a cardboard box.

Protective base installation:

- Fasten the adjustable legs into the corners of the base.
- Set the base where the heater will be installed.
- Level the base.
- Mount the heater on the base, in the centre.

Instructions for installing and using the HELO/ KASTOR protective base

The Helo safety base is designed to reduce the safety distance and protect wooden floors from fire. The base has adjustable feet and can be installed directly on fire-risk or waterproof tiled floors. When using the safety base, remember to consider the safety distances from the side and from above.

The package with the protective base contains:

Base 1 pc. Adjustable feet 4 pcs.

Technical data:

Compatible with Helo and Kastor ovens
Finnish certificate number -No. VTT-S-148210-13 Material - aluminium-zinc coated steel Packaging - cardboard

Installation of protective base:

- Screw the adjustable feet on the corners of the base
- Install the protective base in the designated place
- Adjust the base in a strictly horizontal position
- Install the heater on the protective base

INSTRUKCJA MONTAŻU PODSTAWY OCHRONNEJ DO PIECÓW HELO/KASTOR

Podstawa ochronna jest przeznaczona do ochrony podłóg zawierających materiały palne oraz zmniejszenia odstępów bezpieczeństwa wymaganych w przypadku pieców do sauny. Podstawa posiada regulowaną wysokość i można ją stosować do osłaniania podłogi zawierającej materiały palne lub wykonanej z terakoty z izolacją wodoszczelną. W przypadku stosowania samej podstawy ochronnej należy uwzględnić odstępów bezpieczeństwa od pieca w kierunkach bocznych.

Zawartość opakowania podstawy ochronnej:

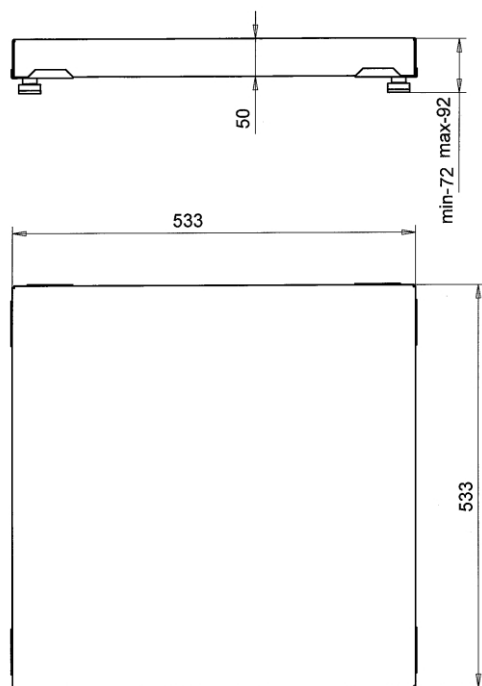
podstawa 1 szt.
nóżki regulowane 4 szt.

Dane techniczne:

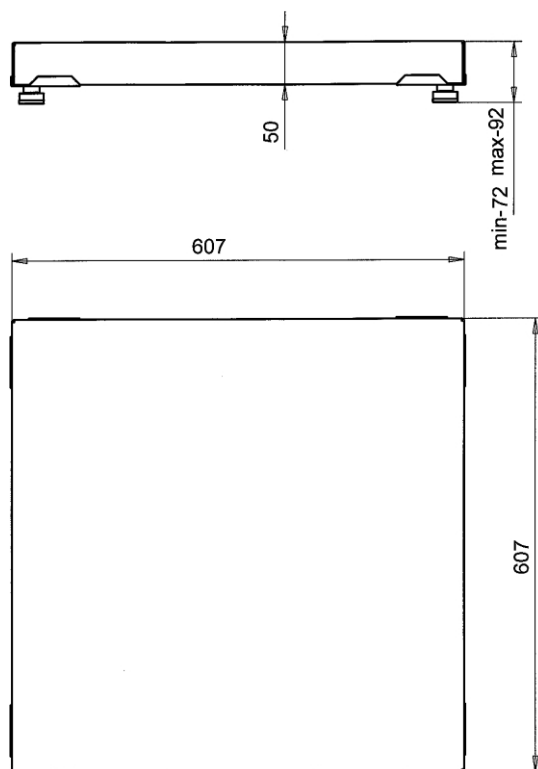
Produkt przeznaczony do pieców Helo i Kastor.
Nr aprobaty Fińskiego Instytutu Technicznego VTT nr VTT-S-148210-13.
Materiał produktu to stal powlekana warstwą ocynku z aluminium.
Opakowanie kartonowe.

Montaż podstawy ochronnej:

- Przymocuj regulowane nóżki podstawy do narożników.
- Ustaw podstawę w planowanym miejscu montażu pieca.
- Wyreguluj podstawę w poziomie.
- Zamontuj piec centralnie nad podstawą.



HELO-PK, KARHU 007-27 PK, KASTOR VIDA, SAGA-20PK, SAGA-27PK
 KARHU-22, KARHU-30, SAGA-22, SAGA-30



BEAR 37 PK, BEAR-40. BEAR PATA